



Grab a  
boost of  
blue

2025  
FLORIDA



Highlights of the economic impact  
from U.S. highbush blueberry grower  
spending in Florida

#### About the Study


The economic impact study was commissioned by the U.S. Highbush Blueberry Council and conducted in February 2025 by Dennis Tootelian, Ph.D., emeritus professor at California State University, Sacramento. The analysis is based on U.S. highbush blueberry acres in production and in development. Projections are based on annual average expenditures, which means that this impact is expected to occur each year that such spending occurs. Acreage statistics were secured from the U.S. Department of Agriculture. A prior economic impact study, also conducted by Dr. Tootelian, was conducted in 2020 and is used as the basis for the growth indicators depicted above. The full economic impact study and analysis is available at [ushbc.org](https://ushbc.org).



## IMPACT

Annual economic impact  
generated by grower spending:

**~\$414.9  
million**  
(\$1.1 million/day)



## JOBS

Full-time equivalent jobs  
created and sustained by  
grower spending each year:

**3,100**



## FOOTPRINT

Florida highbush  
blueberry acreage\*:

**7,895**

\*Bearing and nonbearing acreage, 3 yr. avg.

## INDIRECT BUSINESS TAXES

Indirect business  
taxes generated by  
grower spending:  
(not including income taxes)

**~\$9.7  
million**  
(\$26,600/day)

“The U.S. highbush blueberry industry is a powerful financial force. Behind every farm are growers who not only tend a truly remarkable superfruit, but also stimulate business activity, create thousands of jobs and contribute mightily to the economy and their communities.”

— Kasey Cronquist | President  
U.S. Highbush Blueberry Council

## LABOR INCOME

Labor income generated  
by the business activities  
related to grower spending:

**~\$149.5  
million**  
(\$409,500/day)



These dollars go into wages and salaries for new employment, as well as expanded incomes to those already in the labor force for activities such as overtime pay. The dollars are then diffused throughout the state's economy as the funds are spent by households for an array of goods and services.

## A Growing and Dynamic Industry

According to economic impact reports published in 2020 and 2025, the U.S. highbush blueberry industry in Florida thrived on all key economic impact indicators:

**40.5%** ↗  
Economic impact

**33%** ↗  
Labor income

**39%** ↗  
Indirect business taxes


**22%** ↗  
Employment

**6,686 to 7,895** ↗  
Bearing and nonbearing acreage



# Grab a boost of blue

**2025  
FLORIDA**




Highlights of the  
economic impact from  
U.S. highbush blueberry  
grower spending in Florida

## IMPACT

Annual economic impact  
generated by grower spending:

**~\$414.9  
million**  
(\$1.1 million/day)



## JOBS

Full-time equivalent jobs  
created and sustained by  
grower spending each year:

**3,100**

## INDIRECT BUSINESS TAXES

Indirect business taxes  
generated by grower  
spending:  
(not including income taxes)

**~\$9.7  
million**  
(\$26,600/day)

“The U.S. highbush blueberry industry is a powerful financial force. Behind every farm are growers who not only tend a truly remarkable superfruit, but also stimulate business activity, create thousands of jobs and contribute mightily to the economy and their communities.”

— Kasey Cronquist | President  
U.S. Highbush Blueberry Council



## FOOTPRINT

Florida highbush  
blueberry acreage\*:

**7,895**

\*Bearing and nonbearing acreage, 3 yr. avg.

## LABOR INCOME

Labor income generated  
by the business activities  
related to grower spending:

**~\$149.5  
million**  
(\$409,500/day)



These dollars go into wages and salaries for new employment, as well as expanded incomes to those already in the labor force for activities such as overtime pay. The dollars are then diffused throughout the state's economy as the funds are spent by households for an array of goods and services.

## A Growing and Dynamic Industry

According to economic impact reports published in 2020 and 2025, the U.S. highbush blueberry industry thrived in Florida on all key economic impact indicators:

**40.5%** ↗  
Economic impact

**33%** ↗  
Labor income

**39%** ↗  
Indirect business taxes

**22%** ↗  
Employment

**6,686 to 7,895** ↗  
Bearing and nonbearing acreage



### About the Study

The economic impact study was commissioned by the U.S. Highbush Blueberry Council and conducted in February 2025 by Dennis Tootelian, Ph.D., emeritus professor at California State University, Sacramento. The analysis is based on U.S. highbush blueberry acres in production and in development. Projections are based on annual average expenditures, which means that this impact is expected to occur each year that such spending occurs. Acreage statistics were secured from the U.S. Department of Agriculture. A prior economic impact study, also conducted by Dr. Tootelian, was conducted in 2020 and is used as the basis for the growth indicators depicted above. The full economic impact study and analysis is available at [ushbc.org](http://ushbc.org).